



# How to configure VxRail Connector in Intelligent Power Manager (IPM) 2.3.1+

## Updated procedures for VxRail release 7.0.132

VxRail release 7.0.132 introduced changes that require updated procedures for configuring VxRail Connector in IPM.

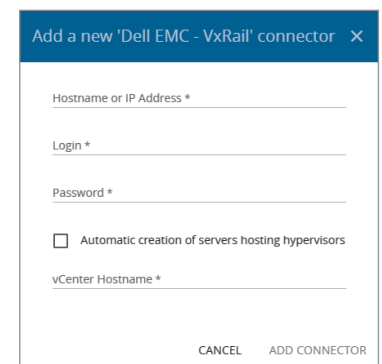
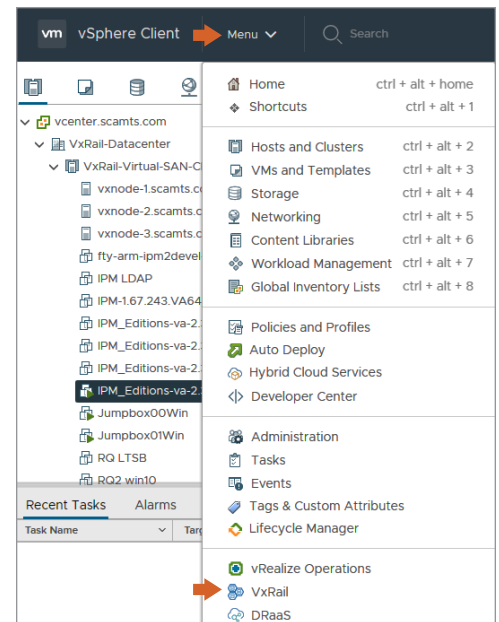
### Step 1 – Confirm VxRail Manager status

- Select “Menu” from vSphere Client.
- Select “VxRail” near the bottom of the menu to view the current VxRail Manager status.
- VxRail Manager status must be “Healthy” for VxRail Connector creation to succeed.  System Health  Healthy

### Step 2 – Use IPM to add VxRail Connector

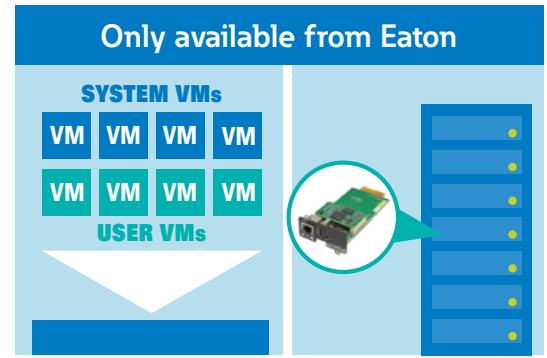
- Select “Settings” > “Infrastructure Connectors” > “Add a connector” in the IPM software interface.
- Choose “Dell/EMC VxRail” from the pick list. This will open the “Add a new Dell/EMC – VxRail connector” dialog box.
- Enter the IP address or hostname\* of the VxRail Manager.
- Enter the login and password for the vCenter, not the VxRail Manager. (This is a change from past procedures.)
- Enter the IP address or hostname\* of the vCenter.
- Select “Add Connector.”

\* If entering the hostname, check that hostname resolution is well configured under the subnet.



# Eaton delivers advanced power management for Dell VxRail Hyperconverged Infrastructure

✓ Data protection solutions within HCI clusters



<b>1</b>	<b>2</b>	<b>3</b>	<b>4</b>
<p><b>Eaton IPM detects</b> power or environmental event.</p>	<p><b>Eaton IPM orchestrates</b> graceful shutdown of user VMs via vCenter API.</p>	<p><b>Eaton IPM dynamically configures and delegates</b> shutdown policy for system VMs and cluster to the Eaton Gigabit Network Card.</p>	<p><b>Eaton Gigabit Network Card orchestrates</b> graceful shutdown of system VMs, including storage and cluster management VMs.</p>
<p><b>Eaton IPM is fully contained within the cluster.</b></p>			

Learn more at [Eaton.com/ManageSmarter](https://Eaton.com/ManageSmarter)



**Eaton**  
 1000 Eaton Boulevard  
 Cleveland, OH 44122  
 United States  
 Eaton.com

© 2022 Eaton  
 All Rights Reserved  
 Publication No. WP152026EN / 22-07-004  
 July 2022

Eaton is a registered trademark.  
 All other trademarks are property of their respective owners.

Follow us on social media to get the latest product and support information.