

Motor control and protection
ICON family

Start easily Protect precisely



EATON

Powering Business Worldwide

MOELLER 

An Eaton Brand

Icon Contactors Series

Introducing Eaton's new contactor range for AC-3 applications to 170A. Perfectly suited for applications in the commercial and industrial segments for panel builders and machinery OEMs.

The contactor has a smaller footprint than the existing xStart series and offers application adjusted ratings.

Basic devices

Rated operational current	Max. motor rating for three-phase motors 50 - 60 Hz						Conventional thermal current $I_{th} = I_e$ AC-1 at 40°C	Contact		DILM7-10N (...)
	AC-3		AC-3		AC-4			N/O = Normally opened contact	N/C = Normally closed contact	
AC-3	220 V	380 V	660 V	220 V	380 V	660 V	A	Open	1 N/O	1 N/C
380 V										
400 V										
I_e	P	P	P	P	P	P				
A	kW	kW	kW	kW	kW	kW				
7	2.2	3	3.5	1	2.2	2.9	20		1 N/O	
7	2.2	3	3.5	1	2.2	2.9	20			1 N/C
9	2.5	4	4.5	1.5	2.5	3.6	20		1 N/O	
9	2.5	4	4.5	1.5	2.5	3.6	20			1 N/C
12	3.5	5.5	6.5	2	3	4.4	20		1 N/O	
12	3.5	5.5	6.5	2	3	4.4	20			1 N/C
15	4	7.5	7	2	3	4.4	20		1 N/O	
15	4	7.5	7	2	3	4.4	20			1 N/C
18	5	7.5	11	2.5	4.5	6.5	40		1 N/O	
18	5	7.5	11	2.5	4.5	6.5	40			1 N/C
25	7.5	11	14	3.5	6	8.5	40		1 N/O	
25	7.5	11	14	3.5	6	8.5	40			1 N/C
32	10	15	15	4	7	10	45		1 N/O	
32	10	15	15	4	7	10	45			1 N/C
38	11	18.5	15	4	7	10	45		1 N/O	
38	11	18.5	15	4	7	10	45			1 N/C
40	12.5	18.5	23	5	9	12	60		1 N/O	1 N/C
50	15.5	22	30	6	10	14	80		1 N/O	1 N/C
65	20	30	35	7	12	17	98		1 N/O	1 N/C
72	22	37	35	7	12	17	98		1 N/O	1 N/C
80	25	37	37	11	20	15	110		1 N/O	1 N/C
95	30	45	45	11	20	15	130		1 N/O	1 N/C
115	37	55	90	17	28	43	160			
150	48	75	96	20	33	48	190			
170	52	90	140	20	33	48	203			

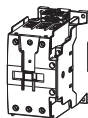
4 pole, 3 pole
Connection type: Screw terminals



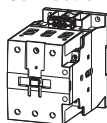
3 pole
Connection type: Screw terminals



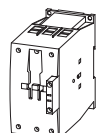
3 pole
Connection type: Screw terminals



3 pole
Connection type: Screw terminals



3 pole
Connection type: Screw terminals

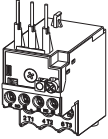

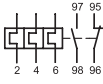
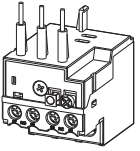
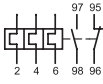


Coil voltages available are 24V50/60HZ, 110V50/60HZ, 230V50/60HZ, 400V50/60HZ, DC24V.

Icon Overload relays ZB..N series

- Phase failure sensitivity and temperature compensation
- Reset pushbutton manual/auto
- Test/off pushbutton
- Auxiliary contact (1 N/O + 1 NC)
- Fitted directly on the contactor of the maximum current to 175A

Overload relays

	Setting range of overload releases	Circuit symbol	Auxiliary contact		For use with	
			N/O = normally open contact N/C = normally closed contact			
Overload relays ZB12N Phase failure sensitivity to IEC/EN 60947 For direct mounting 	I_r A					
	0.1 – 0.16		1 N/O	1 N/C	DILM7..N DILM9..N	ZB12N-0,16 CMN00331
	0.16 – 0.24		1 N/O	1 N/C	DILM12..N DILM15..N	ZB12N-0,24 CMN00332
	0.24 – 0.4		1 N/O	1 N/C		ZB12N-0,4 CMN00333
	0.4 – 0.6		1 N/O	1 N/C		ZB12N-0,6 CMN00334
	0.6 – 1		1 N/O	1 N/C		ZB12N-1 CMN00335
	1 – 1.6		1 N/O	1 N/C		ZB12N-1,6 CMN00336
	1.6 – 2.4		1 N/O	1 N/C		ZB12N-2,4 CMN00337
	2.4 – 4		1 N/O	1 N/C		ZB12N-4 CMN00338
	4 – 6		1 N/O	1 N/C		ZB12N-6 CMN00339
	6 – 10		1 N/O	1 N/C		ZB12N-10 CMN00340
	9 – 12		1 N/O	1 N/C		ZB12N-12 CMN00341
12 – 16	1 N/O		1 N/C		ZB12N-16 CMN00342	
Overload relays ZB32N Phase failure sensitivity to IEC/EN 60947 For direct mounting 	1 – 1.5		1 N/O	1 N/C	DILM18..N DILM25..N	ZB32N-1,5 CMN00344
	1.4 – 2.1		1 N/O	1 N/C	DILM32..N DILM38..N	ZB32N-2,1 CMN00345
	1.8 – 2.7		1 N/O	1 N/C		ZB32N-2,7 CMN00346
	2.4 – 3.6		1 N/O	1 N/C		ZB32N-3,6 CMN00347
	3.5 – 5		1 N/O	1 N/C		ZB32N-5 CMN00348
	4 – 6		1 N/O	1 N/C		ZB32N-6 CMN00349
	5.5 – 8.5		1 N/O	1 N/C		ZB32N-8,5 CMN00350
	8.5 – 12.5		1 N/O	1 N/C		ZB32N-12,5 CMN00351
	12.5 – 18		1 N/O	1 N/C		ZB32N-18 CMN00352
	17 – 24		1 N/O	1 N/C		ZB32N-24 CMN00353
	22 – 30		1 N/O	1 N/C		ZB32N-30 CMN00354
	29 – 36		1 N/O	1 N/C		ZB32N-36 CMN00355
	33 – 38		1 N/O	1 N/C		ZB32N-38 CMN00356

Icon Overloads ZB...N series

Overload relays

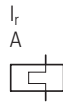
Setting range of
overload releases

Circuit symbol

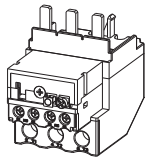
Auxiliary contact

For use with

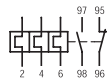
N/O = normally open contact
N/C = normally closed contact



Overload relays ZB65N
Phase failure sensitivity
to IEC/EN 60947
For direct mounting



17 – 25



1 N/O 1 N/C

DILM40-11N

Part no.
Article no.

ZB65N-25
CMN00358

23 – 32

1 N/O 1 N/C

DILM50-11N
DILM65-11N
DILM72-11N

ZB65N-32
CMN00359

30 – 40

1 N/O 1 N/C

ZB65N-40
CMN00360

37 – 50

1 N/O 1 N/C

ZB65N-50
CMN00361

48 – 65

1 N/O 1 N/C

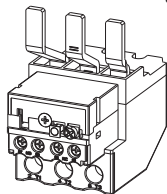
ZB65N-65
CMN00362

63 – 75

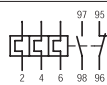
1 N/O 1 N/C

ZB65N-72
CMN00363

Overload relays ZB95N
Phase failure sensitivity
to IEC/EN 60947
For direct mounting



37 – 50



1 N/O 1 N/C

DILM80-11N
DILM95-11N

ZB95N-50
CMN00365

48 – 65

1 N/O 1 N/C

ZB95N-65
CMN00366

63 – 80

1 N/O 1 N/C

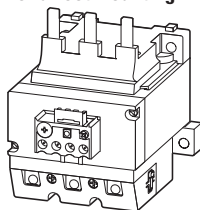
ZB95N-80
CMN00367

77 – 97

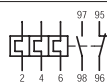
1 N/O 1 N/C

ZB95N-97
CMN00368

Overload relays ZB150N
Phase failure sensitivity
to IEC/EN 60947
For direct mounting



25 – 35



1 N/O 1 N/C

DILM115N
DILM150N
DILM170N

ZB150N-35
CMN00370

35 – 50

1 N/O 1 N/C

ZB150N-50
CMN00371

50 – 70

1 N/O 1 N/C

ZB150N-70
CMN00372

70 – 100

1 N/O 1 N/C

ZB150N-100
CMN00373

95 – 125

1 N/O 1 N/C

ZB150N-125
CMN00374

120 – 150

1 N/O 1 N/C

ZB150N-150
CMN00375

145 – 175

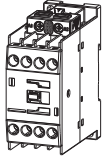
1 N/O 1 N/C

ZB150N-175

Icon Contactor Relays DILA...N series

- Varied 4-pole contact configurations
- Conventional thermal current (I_{th}): 16A
- Identical construction sizes for AC- and DC-operated contactor relays
- Integrated surge suppressors for DC-operated contactor relays

Wiring method: Screw terminals



Basic devices with interlocked opposing contacts

Contact		Rated operational current		Conventional thermal current at 55°C	
		AC – 15			
N/O = Normally opened contact		220 V	380 V		
N/C = Normally closed contact		230 V	400 V		
		240 V	415 V		
		I _e	I _e	I _{th}	
		A	A	A	
4 N/O	–	4	4	16	DILA-40N (...)
3 N/O	1 N/C	4	4	16	DILA-31N (...)
2 N/O	2 N/C	4	4	16	DILA-22N (...)
1 N/O	3 N/C	4	4	16	DILA-13N (...)
–	4 N/C	4	4	16	DILA-04N (...)

Coil voltages available are 24V50/60HZ, 110V50/60HZ, 230V50/60HZ, 400V50/60HZ, DC24V.

A complete range of accessories are available for the Icon series, such as:

- Auxiliary contacts (top mount)
- Auxiliary contacts (side mount)
- RC Suppressors
- Varistor Suppressors
- Pneumatic timer modules
- Mechanical Interlocks
- Sealable Shrouds
- External Reset Button

Eaton's mission is to improve the quality of life and the environment through the use of power management technologies and services. We provide sustainable solutions that help our customers effectively manage electrical, hydraulic, and mechanical power – more safely, more efficiently, and more reliably. Eaton's 2019 revenues were \$21.4 billion, and we sell products to customers in more than 175 countries. We have approximately 95,000 employees.

For more information about Eaton visit: www.eaton.com



Eaton
10 Kent Road
Mascot NSW 2020
Tel: 1300 332 866
Fax: (02) 9693 1258
Email: australiasales@eaton.com
www.eaton.com

Eaton is a registered trademark
of Eaton Corporation.

All trademarks are property of their
respective owners.