

# Seismic cable bracing solution

## Save up to 50% on installation time



## Seismic cable kit system

The B-Line series seismic bracing cable kits, featuring the patented KwikWire™ tool-less clamp, are up to 50% faster to install over traditional cable bracing methods.

Tested by an independent lab and stamped by a Professional Engineer, the seismic cable kits are designed to brace non-structural equipment and distribution systems to help minimize damage from a seismic event.

As an alternative to rigid bracing system attachments, the B-Line series seismic cable bracing kit is ideal for electrical, mechanical and plumbing applications in new and retrofit commercial construction.

Cable bracing is required where vibration isolation is installed or on projects with an extended drop length from the structure.

### Features & benefits

- Kits include wire assembly and KwikWire clamp
- Cut to length SKUs for 10 ft. and 20 ft. kits
- Color tags for visual verification of correct wire size
- Quickly wraps around open web bar joist, no drilling required\*
- Clamp requires no tools to install
- Third party tested in an independent laboratory. Reviewed and stamped by a Professional Engineer
- Ideal for new or retrofit applications
- Light-weight, easy to carry around the job site
- Aesthetic appeal, blends in with upper structural supports
- Compatible with many B-Line series fastener, anchor, and hanger products
- 300' Seismic cable spools available in 1/8" and 3/16" cable diameters



Powering Business Worldwide

**Refer to [Eaton.com/seismic-cable](http://Eaton.com/seismic-cable) for pre-engineered details of Eaton's seismic cable kits, stamped by a professional engineer**

\* Refer to pre-engineered details for more information on open web bar joist applications

# Seismic cable kits

## Seismic cable kit includes

- Prestretched aircraft cable in 10 ft. and 20 ft. lengths
- Cable diameter sizes of  $\frac{3}{32}$ "  $\frac{1}{8}$ " and  $\frac{3}{16}$ "
- Pre-attached eyelet end fitting
- KwikWire cable clamp
- Color coded tag



International version shown, U.S. version similar

Catalog Number	Clamp Number	Wire Rope Dia.	Cable Length	Attach. Method	Eyelet Hole Size	Label Color	Load
BSE6-094-120K-US*	BKC100	$\frac{3}{32}$ "	120"	Eyelet	$\frac{3}{8}$ "	Blue	910 lbs.
BSE8-094-120K-US*	BKC100	$\frac{3}{32}$ "	120"	Eyelet	$\frac{1}{2}$ "	Blue	910 lbs.
BSE6-125-120K	BKC200-1	$\frac{1}{8}$ "	120"	Eyelet	$\frac{3}{8}$ "	Yellow	1100 lbs.
BSE6-125-240K	BKC200-1	$\frac{1}{8}$ "	240"	Eyelet	$\frac{3}{8}$ "	Yellow	1100 lbs.
BSE6-188-120K	BKC200-1	$\frac{3}{16}$ "	120"	Eyelet	$\frac{3}{8}$ "	White	2200 lbs.
BSE6-188-240K	BKC200-1	$\frac{3}{16}$ "	240"	Eyelet	$\frac{3}{8}$ "	White	2200 lbs.
BSE8-125-120K	BKC200-1	$\frac{1}{8}$ "	120"	Eyelet	$\frac{1}{2}$ "	Yellow	1100 lbs.
BSE8-125-240K	BKC200-1	$\frac{1}{8}$ "	240"	Eyelet	$\frac{1}{2}$ "	Yellow	1100 lbs.
BSE8-188-120K	BKC200-1	$\frac{3}{16}$ "	120"	Eyelet	$\frac{1}{2}$ "	White	2200 lbs.
BSE8-188-240K	BKC200-1	$\frac{3}{16}$ "	240"	Eyelet	$\frac{1}{2}$ "	White	2200 lbs.

Catalog Number	Cable Diameter in. (mm)	Max. Rec. Load** lbf (kN)	Approx. Wt./100 Ft. lbs. (kg)
$\frac{1}{8}$ " BRC CABLE EG	$\frac{1}{8}$ " (3.2)	975 (4.33)	2.9 (1.31)"
$\frac{3}{16}$ " BRC CABLE EG	$\frac{3}{16}$ " (4.8)	2050 (9.12)	6.5 (2.95)

Note: Contact customer service for compliance with government programs.

Load capacities based on CBC 2010 design standards, in terms of axial tension, and listed in LRFD. For load capacities based on 2015 IBC design standards, please refer to our pre-engineered details calculated and stamped by a 3rd party structural engineering firm.

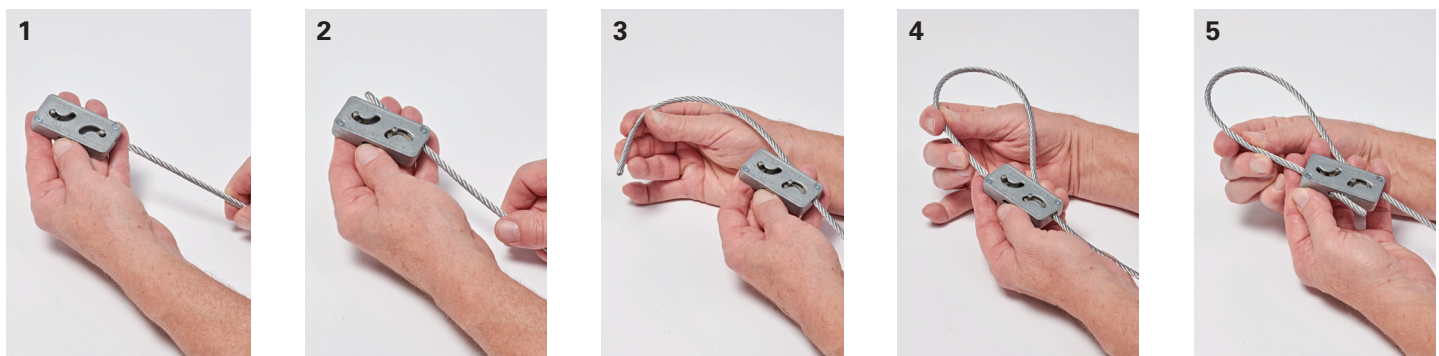
\*  $\frac{3}{32}$ " cable kits only available in U.S. version. Other sizes are available in both our US and International version; to designate US version simply add "-US" to the catalog numbers listed above.

\*\* Cable breaking strength



## Clamp installation

### Instructions for installing the wire rope in the clamp



1. Pass the wire rope through the KwikWire clamp
2. Loop wire rope through or around support
3. Pass wire rope back through KwikWire clamp

4. Push wire rope through clamp leaving 2" to 3" tail, then apply tension on wire rope
5. To adjust, remove tension and pull wire rope slightly to disengage teeth, slide adjustment pin in direction shown by arrow to release wire rope.

# B-Line series products to complete your seismic cable installation

## Strut hinges

### B154 - Two hole open angle bracket

- Open to 45° angle
- Available for 1/2" threaded rod
- Hardware sold separately
- Refer to pre-engineered details for installation configuration with cable kits
- For more options and additional information, visit [Eaton.com/StrutSystems](http://Eaton.com/StrutSystems)





### B650C - Seismic retrofit bracket

- Available for 3/8" and 1/2" threaded rods
- Allows installer to easily brace existing trapeze supports
- Includes: Bracket & key. Hardware sold separately



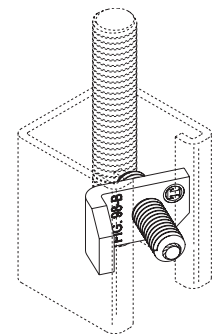

## Anchors

- DeWalt Powers+ anchor solutions for 3/8" to 1/2" threaded rod hangers
- Pre-pour anchors for wood and metal deck
- Post-pour anchors for cracked and uncracked concrete
- Bang-It™ and Wood-Knocker™ series are color coded to easily identify anchor size
- ICC-ES approved
- For more information, visit [Eaton.com/Seismic-Anchors](http://Eaton.com/Seismic-Anchors)



## TOLCO Fig. 98B Rod Stiffeners

- Use to secure B-Line series B22 strut channel to 3/8"-16 to 7/8"-9" hanger rod for vertical seismic bracing
- Available with break-off bolt head for easy of install and inspection
- Reduce complexity with a single SKU for all hanger rod locations
- For more information, visit [Eaton.com/Seismic-Bracing](http://Eaton.com/Seismic-Bracing)



## Vibration isolation spring hangers

- Available in a wide range of sizes and finishes, seismically rated and select products with OSHPD Pre-Approval
- Available in various spring rated deflection
- Housing engineered to carry up to five times the maximum load without failure
- For more information, visit [Eaton.com/Vibration-Isolation](http://Eaton.com/Vibration-Isolation)



# Seismic cable applications

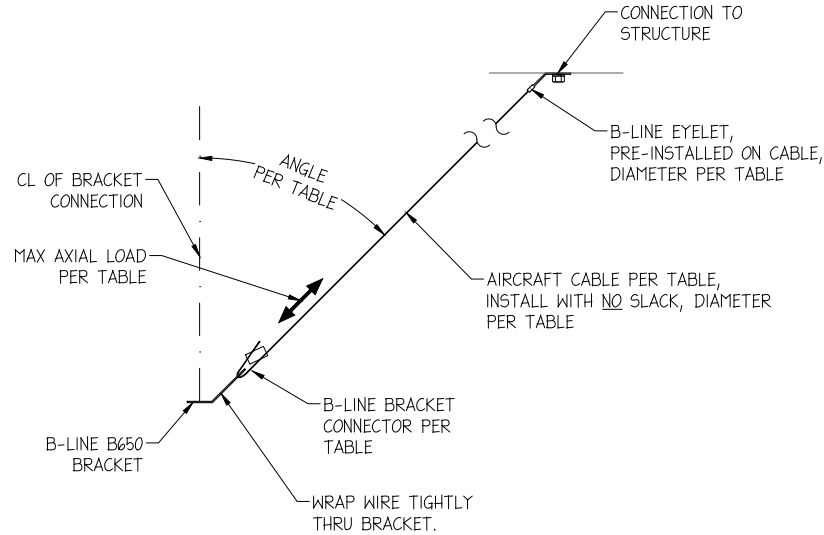
Along with reliable, quality products that deliver lower total installed cost, Eaton provides pre-engineered details for lateral and longitudinal bracing of cable tray, single hung systems, and more.

Maximize your productivity by utilizing our seismic engineering services:

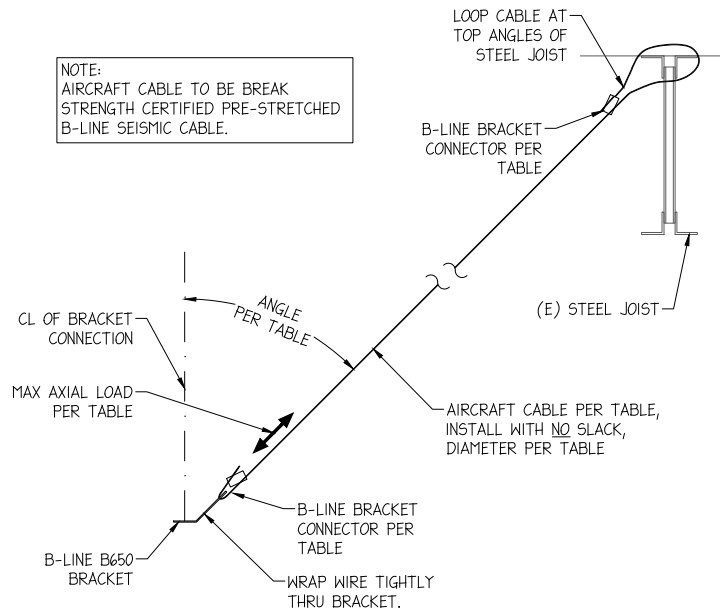
- BOM assistance
- Submittal packages
- Engineered design layout
- PE Stamp in all 50 states and Canada

For installation recommendations, layout and design of seismic bracing systems, contact

[Blineseismicsupport@Eaton.com](mailto:Blineseismicsupport@Eaton.com)



NOTE:  
AIRFRAME CABLE TO BE BREAK  
STRENGTH CERTIFIED PRE-STRETCHED  
B-LINE SEISMIC CABLE.



For more information, visit  
[Eaton.com/Seismic-Cable](https://Eaton.com/Seismic-Cable)

**Eaton**  
1000 Eaton Boulevard  
Cleveland, OH 44122  
United States  
[Eaton.com](https://Eaton.com)

© 2024 Eaton  
All Rights Reserved  
Printed in USA  
Publication No. BR309002EN  
February 2024 SCBS-23

Eaton is a registered trademark.

+ All other trademarks are property  
of their respective owners.

Follow us on social media to get the  
latest product and support information.

