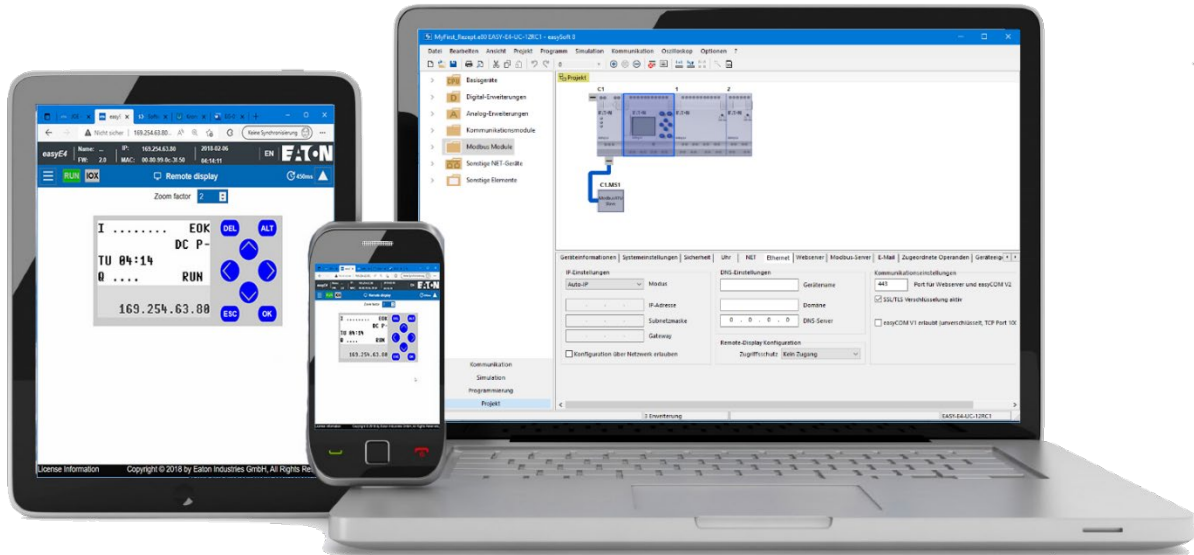


Install Eaton's easyE4 root certificate on IOS-iPad



Level 1

- 1 – Fundamental – No previous experience necessary
- 2 – Basic – Basic knowledge recommended
- 3 – Advanced – Reasonable knowledge required
- 4 – Expert – Good experience recommended

All proprietary names and product designations are brand names or trademarks registered to the relevant title holders.

Services

For service and support, please contact your local sales organisation.

[Eaton.com/contacts](https://www.eaton.com/contacts)

[Eaton.com/aftersales](https://www.eaton.com/aftersales)

Original document

Original document is the German version of this document.

All non-German language versions of this document are translations of the original application note.

1. Edition 2023, publication date 01/2023

© 2023 by Eaton Industries GmbH, 53115 Bonn

All rights reserved, also for the translation.

No part of this document may be reproduced, stored in a retrieval system, or transmitted in any form or by any means, electronic, mechanical, photocopying, micro-filming, recording or otherwise, without the prior written permission of Eaton Industries GmbH, Bonn.

Subject to alteration.

1 Install Eaton's easyE4 root certificate on IOS-iPad

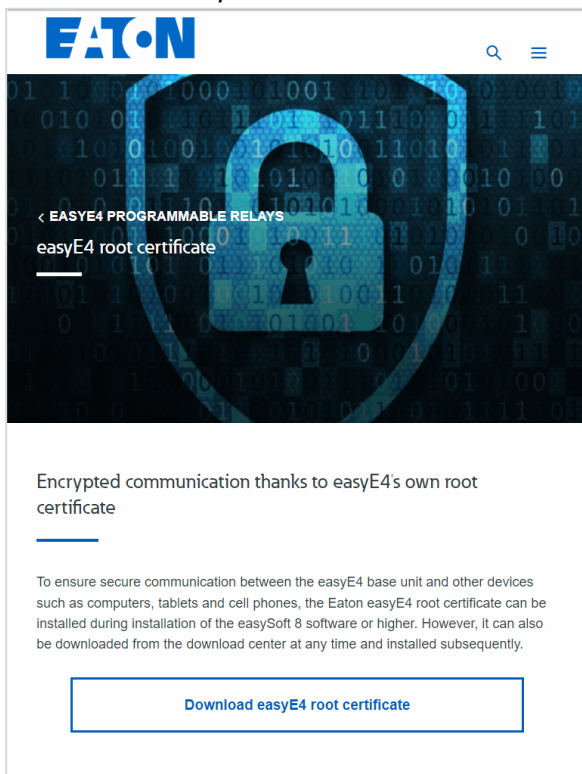
The Eaton easyE4 root certificate can be installed independently and subsequently of easySoft 8. Apart from this, installation is possible on different end devices.

To install the Eaton's easyE4 root certificate on an IOS-iPad, proceed as described below:

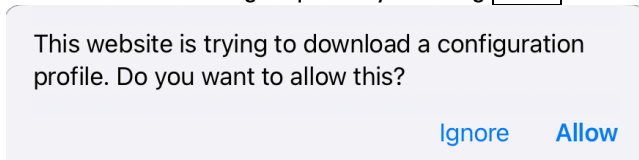
Install easyE4 root certificate

To install the Eaton easyE4 root certificate on IOS-IPad, proceed as instructed:

1. Open the easyE4 product web page
2. From the product page switch to [easyE4 root certificate](#).
3. Download the easyE4 root certificate with a click on [Download easyE4 root certificate](#).

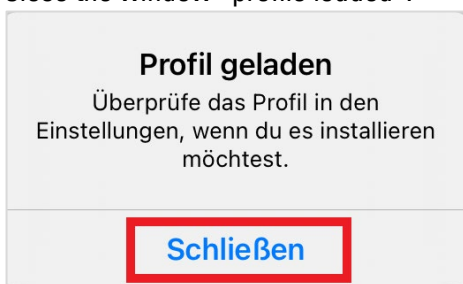


4. To install the easyE4 root certificate, double click on the file.
5. Confirm the following request by clicking [Allow](#)¹⁾.



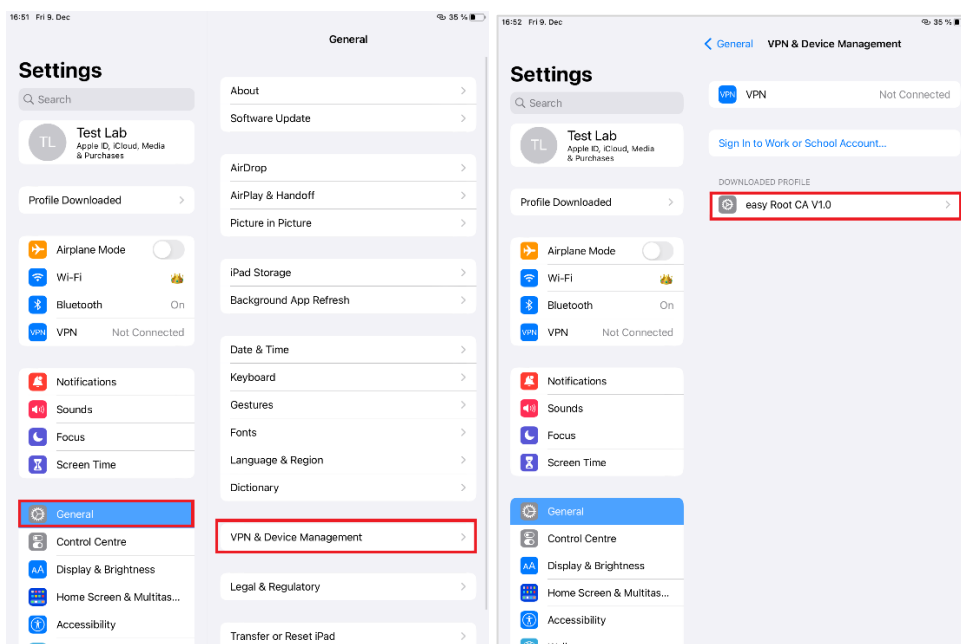


6. Close the window "profile loaded".

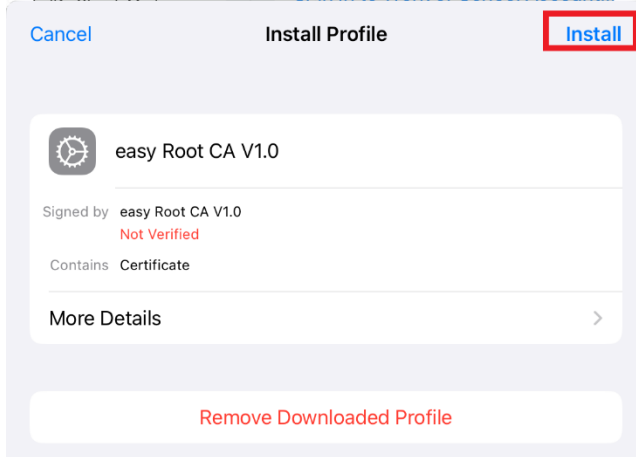


7. Now switch to settings on your device.

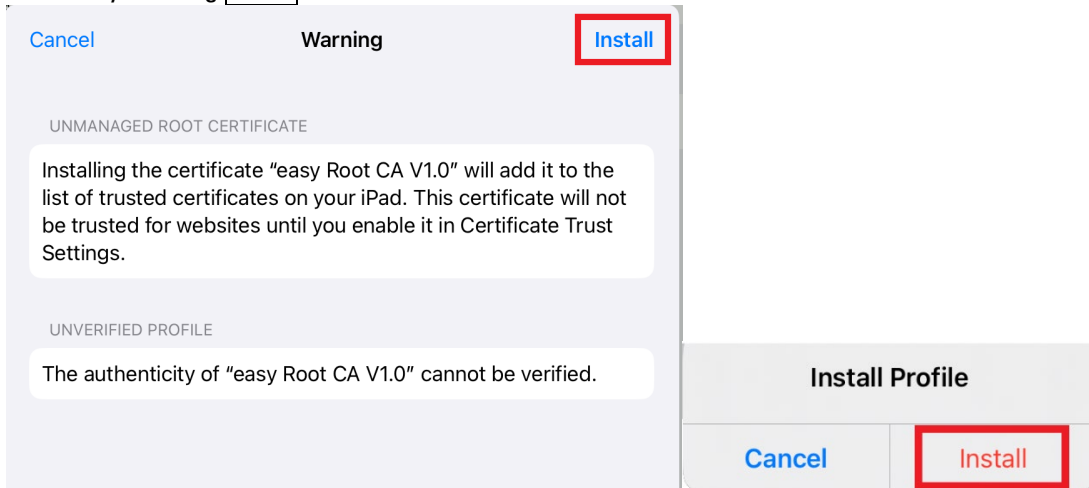
8. In settings click on: **general** -> **VPN und Device Management** -> **easy Root CA V1.0**.



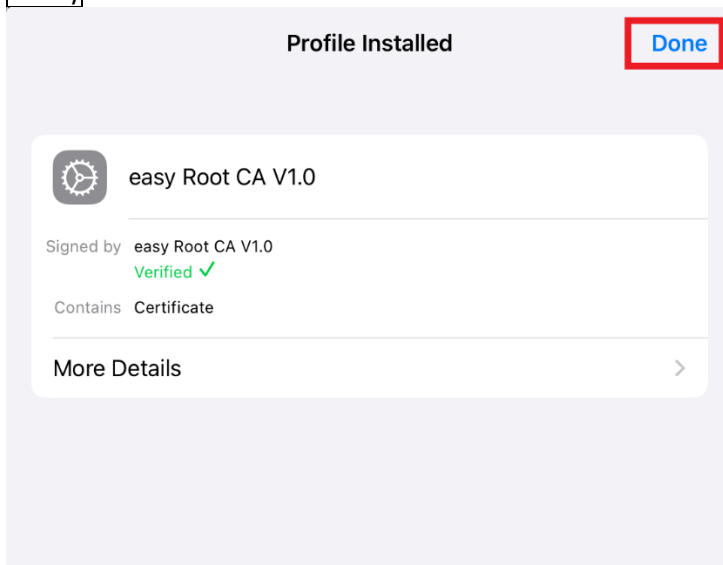
9. You can see that the easyE4 root certificate is still considered "Not verified". Click **install**. If you use a password for the end device, enter it now.



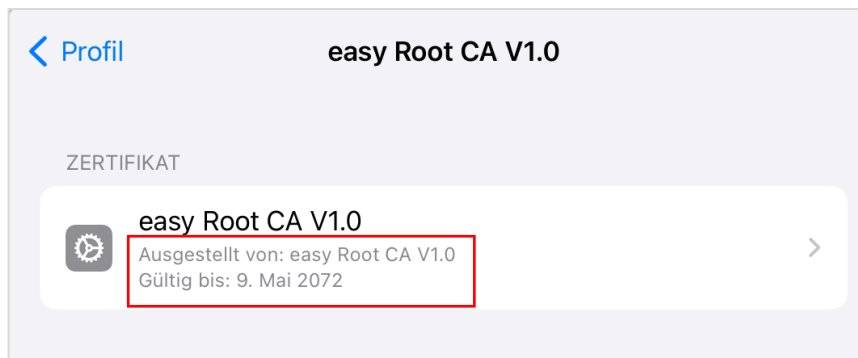
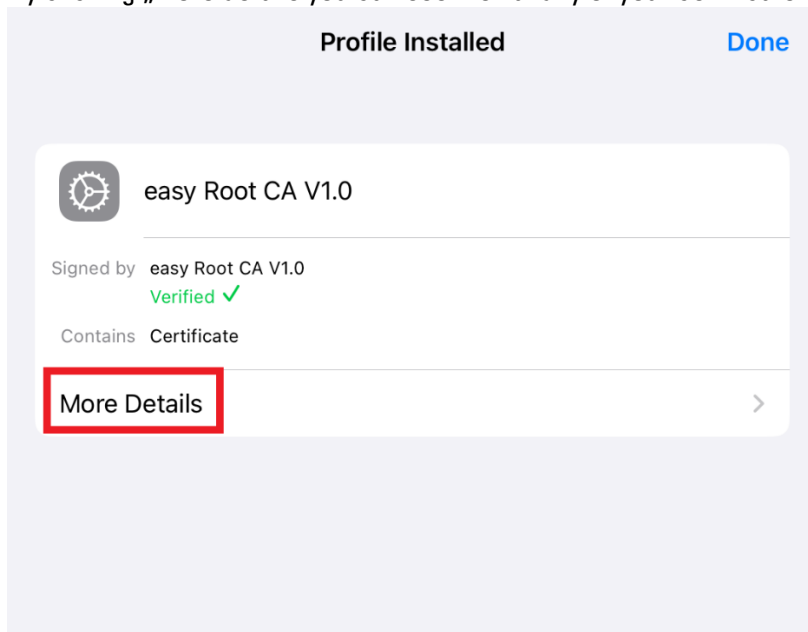
10. Confirm the following message that the easyE4 root certificate is trusted and stored on the end device by clicking **install**.



11. The certificate is now successfully installed and is considered verified. Confirm by pressing **Ready**.



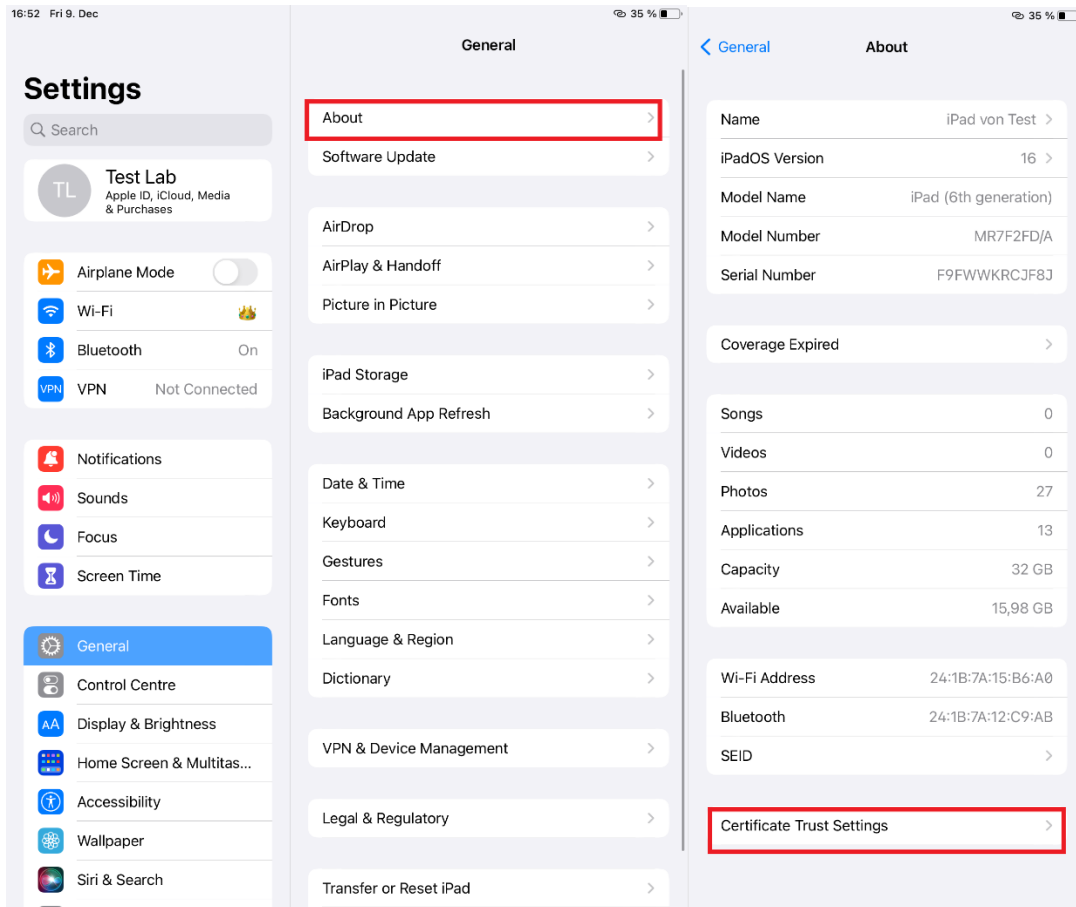
12. By clicking „more details you can see the validity of your certificate.



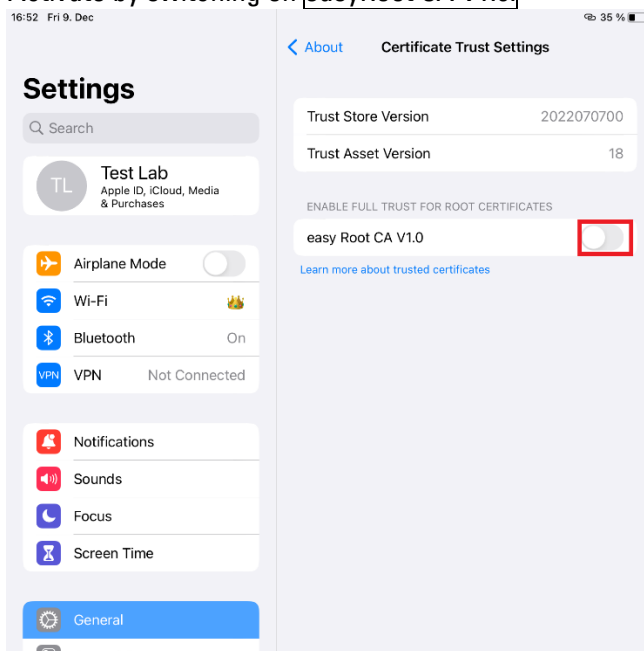
Activate easyE4 root certificate

To do that, proceed as follows:

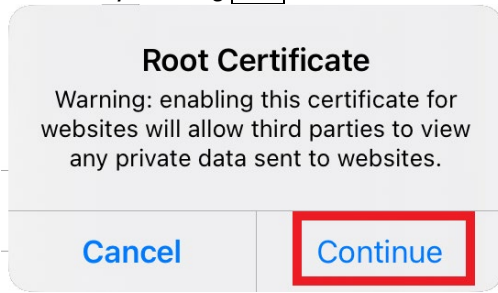
settings -> general -> about -> certificate trust settings



1. Activate by switching on **easyRoot CA V1.0.**

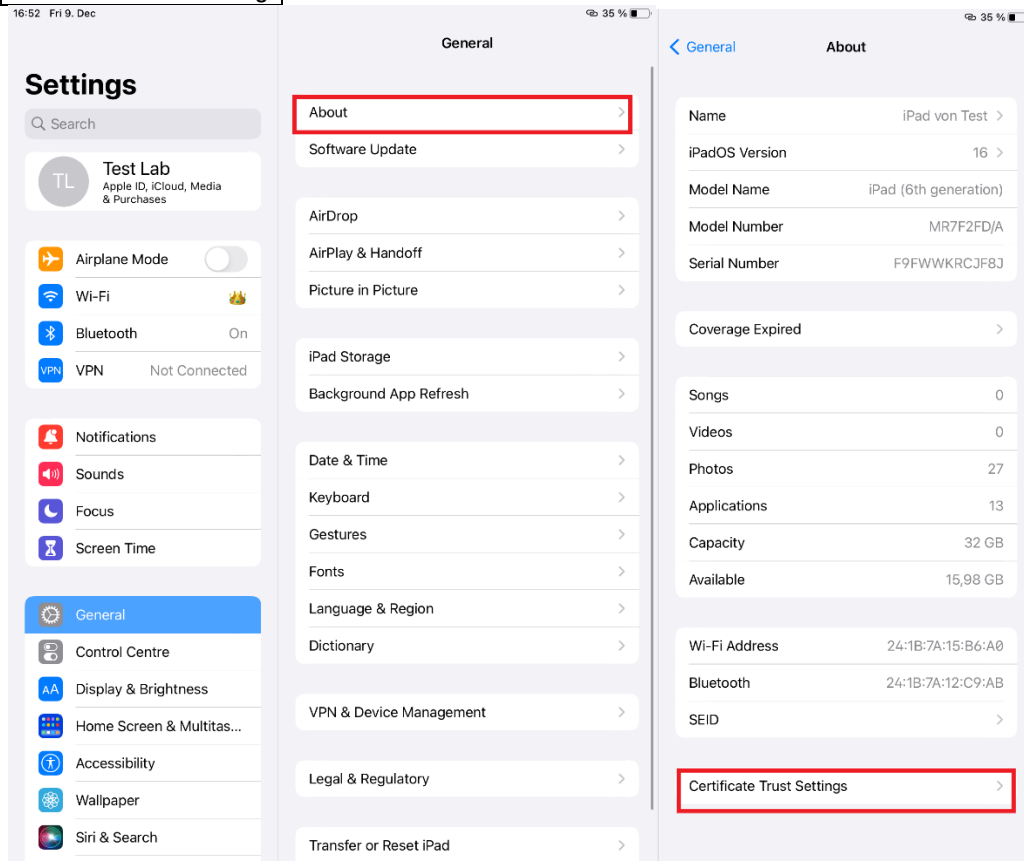


2. Confirm by clicking next.




2 Where on my device can I find the installed easyE4 root certificate?

1. To find the installed certificate proceed as described: **settings** -> **general** -> **about** -> **certificate trust settings**



2. To check the certificate, open the browser and establish a secure connection to the easyE4 base device by entering the HTTPS protocol and the IP address of the device, e.g. `https://192.168.119.75`. You can see from the lock that the certificate has been successfully installed.



	<p>If no connection is established, check the device time of the easyE4. Due to the incorrect device time, a TLS certificate (level 4) may be generated whose validity has already expired or is in the future.</p>
-------------------------------------------------------------------------------------	---------------------------------------------------------------------------------------------------------------------------------------------------------------------------------------------------------------------

Eaton is an intelligent power management company dedicated to improving the quality of life and protecting the environment for people everywhere. We are guided by our commitment to do business right, to operate sustainably and to help our customers manage power – today and well into the future.

By capitalizing on the global growth trends of electrification and digitalization, we're accelerating the planet's transition to renewable energy, helping to solve the world's most urgent power management challenges, and doing what's best for our stakeholders and all of society.

Founded in 1911, Eaton has been listed on the NYSE for nearly a century.

We reported revenues of \$19.6 billion in 2021 and serve customers in more than 170 countries.

For more information, visit [Eaton.com](https://www.eaton.com). Follow us on [Twitter](https://twitter.com/eaton) and [LinkedIn](https://www.linkedin.com/company/eaton).

Eaton Industries GmbH
Hein-Moeller-Str. 7- 11
D-53115 Bonn

© 2023 Eaton Corporation

All rights reserved.
01/2023 AP049014EN (PMCC)